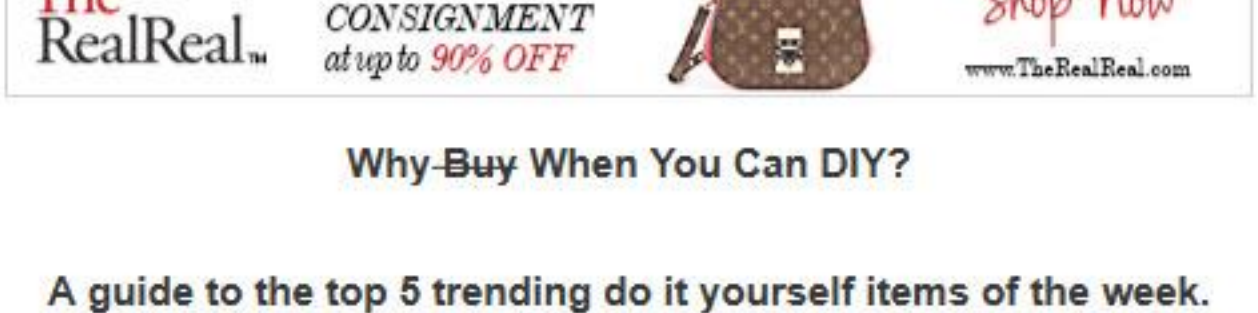


# THE FASHIONABLE AND THE BROKE

Posted on 01/19/2013

Edit

## Top 5 DIY



### Why-Buy When You Can DIY?

A guide to the top 5 trending do it yourself items of the week.

#### 1. Fancy Up-Do

As I was browsing ideas for hair on sites such as Pinterest, the following segment caught my eye. Pinterest has many great tutorials for hair visually from basic braids to more complex styles. The following elegant up-do will have you looking fab in a few short steps.



Original Source: <http://www.obsoprettythediaries.com/2012/02/tutorial-quick-simple-updo.html>

#### 2. Metallic Blocking

Many high-end accessories such as Tory Burch Ballet flats and Fendi purses have featured the metallic blocking trend. Now you can inexpensively do it yourself with less pricy accessories items, tape, paper, and metallic spray paint and primer. Simply spray, dry, wait, and wear with this easy DIY trend. Click on the image below for a full explanatory video.



Source: [youtube.com/via/Last](http://youtube.com/via/Last) on Pinterest

#### 3. Cut-up Shirts

This following trend will add some zest to your outfit. Just take any shirt, leaning towards plainer items, and make interesting cuts to the back and the front to show some skin off. There are so many ways to rock this DIY style. From creating braids on your shirt to simply cutting out swatches of material, the possibilities of this trend are endless. Check out some of these images and their links to see where you lean on the trend and get motivated.




Source: [trendsetter.com](http://trendsetter.com)



Source: [es-toyaqi.com](http://es-toyaqi.com) via Pinterest

#### 4. Dip Die Scarves


Warning: The following scarf may make your neck tingle with happiness. As colder weather approaches for the upcoming months, scarves are coming back on the style scene as the ideal accessory. The following tutorial describes how to dip-die a scarf with your favorite colors for your own personal and inexpensive scarf. Click on the link below for additional information.



Source: <http://www.marthastewart.com>

#### 5. Sequin Patched- Sweaters

Elbow-patched sweaters have been trending for a while emanating a vintage, indie tone. However, the following DIY is giving the trend a more feminine touch with sequin patches. So grab your favorite sweater and the following materials to get the stylish look.



Source: [www.trendhunter.com](http://www.trendhunter.com)

This entry was posted in DIY Fashion and tagged accessories, clutches, dip dye, DIY, DIY cut up tee, DIY fashion, hair, metallic blocking, scarves, sequin patched, shoes, sweaters, Top 5 DIY, up do by Alexandria Jezna. Bookmark the permalink.

Leave a Reply
Logged in as Alexandria Jezna. Log out?
Comment
Post Comment

