

THE FASHIONABLE AND THE BROKE

Posted on 01/19/2013


Edit

Day to Night: Several Outfits in One



A day at work, a picnic at the park with friends, and a night out on the town: these are all events that call for separate outfits, right? If this is your mindset, be prepared to be pleasantly mistaken. No, skeptical reader put down your pocketbook and head to your closet. In the following pictures, I demonstrate how you can take one key piece from your wardrobe and make it suitable business/casual-cute/ party-wear. With the right accessories, all fashionistas can have versatile outfits with the same core garment.

The chosen key articles of clothing of this post are a royal blue thin-strapped shirt with a zipper on the back by Sparkle & Fade and a strapless, abstract, brightly colored dress by silence + noise. Both items were purchased over the summer on clearance for 15 dollars or less; the dress was originally 40 dollars and the silk shirt originally 70 dollars. Each article has three different outfits totaling six outfits.



Outfit 1: Royal Blue Casual-Cute

I added a chunky leather belt and light pair of blue jeans to my wonderful blue shirt. The royal blue shirt is light and silky giving it a dressier ambience, so I made sure to add very casual clothing such as my baggy light blue jeans and casual brown sweater to give it an everyday look. Put on your earrings, roll up your jeans, belt it up, and add a cute pair of chestnut brown-bow flats to create this cute-casual look with your chic shirt.




Outfit 2: Royal Blue Business

As I said this silk garment is more elegant so it should be easier to put together a business look. Just add a knee-high black skirt or black slacks with a black blazer and you're looking professional. A pair of black heels or black flats are suitable and up to you personally.



Outfit 3: Royal Blue Night Owl

For this outfit I'm going to switch it up and literally switch the shirt around so the zipper side is showing. This does not work for all zipper-showing shirts, so I was pleasantly surprised that it looks so well on. Add a black skirt with a pair of black pumps or wedges as I did and you are ready to go. If it's a cold night, add a leather jacket for favorable results.



Outfit 4: Abstract Casual-Cute

This dress is simple already and cute in itself, so just add a headband, put your earrings on, slip on your flats, and you are ready to go. This abstract dress is filled with many colors so change up the colors of your headband and flats to whatever you feel matches best. Primary colors like those that I used are not necessary for these accessories, so have fun with it and add a sweater if needed.




Outfit 5: Abstract Business

Again, the easiest fix for a more professional look is to add a black blazer. Pair it with your earrings, a long necklace, this cute black bow headband, and a pair of black flats or pumps to take the business world by storm.



Outfit 6: Abstract Night Owl

For this outfit, I added a thin black belt around the waist and paired it with light brown platform heels. The abstract dress had a very funky feel for me, so I thought these platform heels would keep the funky-fun tone of the outfit while making it nightwear appropriate. I also added a black leather jacket to the mix to give it a wilder look.



Now that you have seen my chosen outfits, check out your wardrobe and get inspired. My most important tip is to add little discrete additions that combine to make a cute, comfortable outfit. Overall, these versatile looks are not about drastic changes and should be something that you are happy with wearing.

This entry was posted in [Style](#) and tagged [3 Outfits in One](#), [Auto Draft](#), [Day to Night: Several Outfits in One](#), [FBroke Blog](#), [style](#) by [Alexandria Jezina](#). [Bookmark the permalink](#).

Leave a Reply
Logged in as [Alexandria Jezina](#). [Log out?](#)

Comment

